

IEA/ENG/II Sp

BOOKLET T3

ENGLISH SPEAKING TEST
(Teacher Booklet)

Population II

POPULATION II, IV

English as a Foreign Language

SPEAKING

(Teacher Booklet)

General Directions

1. DO NOT OPEN THIS BOOKLET UNTIL YOU ARE TOLD TO DO SO.
2. This test contains three sections. Before each section, special directions are given. Read the directions carefully before you begin each section.
3. If you do not understand the directions, raise your hand and the example will be explained to you.

SECTION I


Directions

This section of the test contains ten items. You will hear an instruction in the form of a statement or a question. Then you will be given six seconds to respond. Try to respond as soon as you hear the instruction. Listen carefully to each instruction, because it will be given only once. If you do not understand an instruction or cannot answer, say "I don't know." Each response must be related to the appropriate drawing.

Even though in everyday speech "Yes" or "No" is a correct reply to a question, in this test you are required to respond in a complete sentence with a subject and a verb.

You are given two practice examples. When you are told, turn the page, look at the first practice example, listen to the instruction, and respond.


EXAMPLE A



EXAMPLE B



1



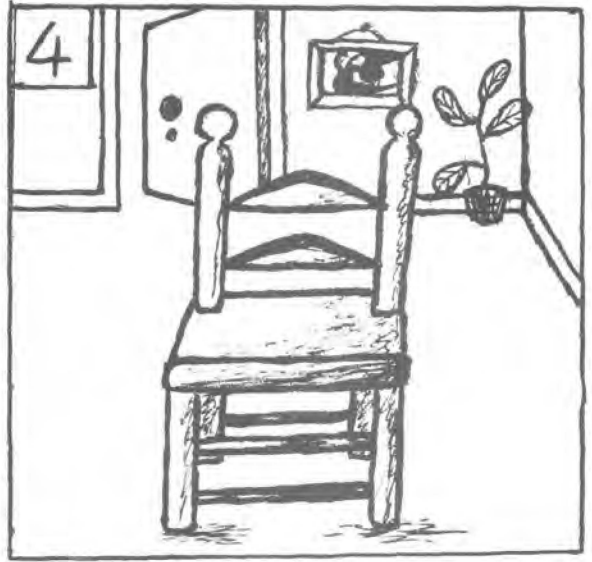
2




3



4





SECTION II
ORAL READING

Directions:

This is a test to see how well you can read English aloud. You will be given three minutes to read the passage silently so that you are quite familiar with it. Then you will be required to read the passage aloud.

During the test, please read the passage clearly and naturally. Your score will depend on how accurate your pronunciation of words is, and how natural the phrasing is.

When you are told, turn the page and begin reading silently. After three minutes you will be told to begin reading aloud.

SECTION II

ORAL READING

Mr. Jones looked up from the newspaper he was reading. "Listen to this," he said, beginning to read aloud. "A room needs not only enough light, but also the right sort of light." He turned to his wife. "What do you think?" he asked. "Do you think we need more light in here? I don't use this room much, but you and the children do. Shall we buy another lamp?"

Adapted extract from "Examination Tests in Oral English," by McCallien and Taylor. © Longman, Ltd.

SECTION III

FLUENCY

Directions:


In this section you are required to describe what is happening in a set of pictures. You are given a choice of two sets of pictures. You can choose which set of pictures you wish to describe. You should choose the set of pictures you can say most about.

You may say anything you like about what is happening in the pictures you have chosen, as long as it is in English. Try to say at least three or four sentences. Your score will depend on the amount you say, the accuracy of your grammar and pronunciation, the correctness of your choice of words, the variety of your vocabulary, and the variety of tenses or structures used in your sentences.

You will have two minutes to decide which set of pictures you wish to describe and to think about what you are going to say.

When you are told, turn the page, decide which set of pictures you wish to describe and think about what you are going to say. You will be told when to begin speaking.

SET 1



SET 2

